











Individual Results

Final



Samorin - Samorin (SVK) 24-08-2019 - CEI 2* 120 :8 Riders

Percentages: Qualified: 75.00% Not qualified: 25.00% (including GA (ex LA): 25.00% ME: 00.00% RET: 00.00% MISC: 00.00%)

RANK	NUM.	AV. SPEED	NAT.	PHASE	RANK	ARRIVAL	IN TIME	RECOV. T.	PH. SPD	BPM	AV. SPD	TOTAL REC.	LAP/LEAD
1	26	17.019		1	1	08:02:08	08:06:13	00:04:05	18.882	58/60	18.882	00:04:05	00:00:00
	Corrado TIZIANO 			2	1	10:38:39	10:43:23	00:04:44	17.923	64/68	18.390	00:08:49	00:00:00
	DZYNGIS CHAN			3	1	13:21:53	13:27:44	00:05:51	14.475	59/60	17.010	00:14:40	00:00:00
				4	1	15:28:04	15:37:37		17.062	53/60	17.019		00:00:00
Total Riding Time: 07:03:04													
2	22	16.707		1	4	08:11:47	08:14:52	00:03:05	17.519	60/56	17.519	00:03:05	00:08:39
	Tereza KOPECKA 			2	2	10:53:26	10:57:55	00:04:29	17.066	64/62	17.290	00:07:34	00:14:32
	ASSAMBLEIA			3	2	13:35:05	13:39:58	00:04:53	14.748	63/60	16.440	00:12:27	00:12:14
	Lap / preceding :00:07:54			4	2	15:35:58	15:44:04		18.182	53/54	16.707		00:07:54
Total Riding Time: 07:10:58													
3	21	15.487		1	8	08:29:52	08:32:16	00:02:24	15.299	58/56	15.299	00:02:24	00:26:03
	Pavol HANZEN 			2	6	11:19:40	11:21:28	00:01:48	16.254	61/64	15.762	00:04:12	00:38:05
	DE TARENT			3	4	13:59:25	14:02:15	00:02:50	14.903	57/62	15.494	00:07:02	00:34:31
	Lap / preceding :00:33:57			4	3	16:09:55	16:14:45		15.451	54/56	15.487		00:41:51
Total Riding Time: 07:44:55													
4	19	14.771		1	7	08:14:16	08:23:05	00:08:49	16.396	55/52	16.396	00:08:49	00:16:52
	Jozsef BOGNAR 			2	4	11:08:12	11:13:37	00:05:25	16.088	63/64	16.240	00:14:14	00:30:14
	SHAGYA ELIZA			3	3	13:53:59	14:01:53	00:07:54	14.033	57/64	15.509	00:22:08	00:34:09
	Lap / preceding :00:22:32			4	4	16:32:27	16:40:05		11.932	61/64	14.771		01:04:23
Total Riding Time: 08:07:27													
5	20	14.600		1	5	08:09:36	08:22:46	00:13:10	16.436	53/54	16.436	00:13:10	00:16:33
	Zsanett GOSZTOLAI 			2	7	11:06:39	11:21:38	00:14:59	15.122	57/58	15.752	00:28:09	00:38:15
	SHAGYA BIA			3	5	14:02:49	14:11:15	00:08:26	13.887	62/60	15.142	00:36:35	00:43:31
	Lap / preceding :00:05:42			4	5	16:38:09	16:47:23		12.384	63/64	14.600		01:10:05
Total Riding Time: 08:13:09													
6	23	14.556		1	2	08:10:12	08:13:34	00:03:22	17.712	59/64	17.712	00:03:22	00:07:21
	Kinga KRESANOVA 			2	3	11:06:41	11:10:57	00:04:16	15.286	64/64	16.409	00:07:38	00:27:34
	APOLLO			3	6	14:18:02	14:21:07	00:03:05	11.987	62/62	14.774	00:10:43	00:53:23
	Lap / preceding :00:01:29			4	6	16:39:38	16:48:03		13.557	54/56	14.556		01:11:34
Total Riding Time: 08:14:38													
0	25	GA		1	5	08:09:41	08:22:46	00:13:05	16.436	58/58	16.436	00:13:05	00:16:33
	Alexandra Fradika SZABO 			2	5	11:06:47	11:15:06	00:08:19	15.869	58/60	16.148	00:21:24	00:31:43
	SHAGYA BOGATA			3	GA	14:02:49	14:11:19	00:08:30	13.214	51/50	15.139	00:29:54	00:43:35
	Lap / preceding :22:21:41												
Total Riding Time: 06:36:19													
0	18	GA		1	3	08:11:34	08:14:46	00:03:12	17.534	58/60	17.534	00:03:12	00:08:33
	Gabriel BIHARI 			2	GA	10:53:27	10:57:51	00:04:24	17.062	63/60	17.295	00:07:36	00:14:28
	BODI GRACIA												
	Lap / preceding :21:26:32												
Total Riding Time: 04:02:51													

WD=Withdrawn, RET=Retired, DSQ=Disqualified, FNR=Finished not ranked, LA=Lame, MI=Minor injury, CI=Catastrophic injury, ME=Metabolic, ME-TR=Metabolic invasive treatment, OT=Out of time, FTC=Failed to complete

