





Masters Energy Cup

Final Results CEIJ1* 10 JUNE 2023

Jazdecký klub NAPOLI, s.r.o. Samorin (SVK)

Veterinary Commission: PLEUGER Christina (GER) (President), DREKER Christian (GER) (Foreign Veterinary Delegate), HECOLD Mateusz (POL), PALLOS Andrea (HUN), MAZA Norbert (HUN), PATSCHOVA Maria (Treating Vet President), NAJMANOVA Monika (CZE) (Treating Vet)

Ground Jury: MIRATSKA Kristyna (CZE) (President), FUROY Jan Fredrik (NOR) (Technical Delegate), STRZELEC Katarzyna (POL) (Foreign Judge), JORDANOVA Maria (BUL), MAJERCIK Dusan (SVK), VIVARELLI Chiara (ITA) (Chief Steward), MOSCATELLI Rita (ITA) (Steward), AL NAIMI Jabor Shabeeb N R (QAT) (Steward), JANKOVIC Dusan (SVK) (Steward)

Rank	Rider	N.	Phase	Arrival	Loop Time	Loop Speed	In Time	Rec.	H.R.	Ride Time	Phase Speed	Average Speed	Rk	Start or Elimination	
1.	 TRHLIKOVA Klaudie - CZE - 10308471 TOBROK II-18 SK - 108FU95 (Total recovery time: 07:54 - Rank: 1°)	79	1 - 30	09:08:09	01:53:08	15,910	09:11:33	03:24	53	01:56:33	15,446	15,446	3°	09:51:32	
			2 - 25	11:31:18	01:39:44	15,039	11:34:08	02:50	53	03:39:08	14,623	15,060	1°	12:14:07	
			3 - 25	14:05:08	01:51:00	13,513	14:06:48	01:40	52	05:31:48	13,314	14,467	1°	14:56:47	
			4 - 20	16:19:20	01:22:32	14,538	16:25:32	06:13	53	06:54:21	14,538	14,481	1°		
Lead ---															
2.	 VADEHRA Venya - AUT - 10315653 KAMA - 108HP92 (Total recovery time: 09:27 - Rank: 2°)	80	1 - 30	09:07:53	01:52:52	15,947	09:11:26	03:33	54	01:56:26	15,461	15,461	2°	09:51:25	
			2 - 25	11:32:11	01:40:44	14,889	11:35:40	03:29	54	03:40:40	14,391	14,955	2°	12:15:39	
			3 - 25	14:05:12	01:49:31	13,695	14:07:37	02:25	54	05:32:37	13,399	14,432	2°	14:57:36	
			4 - 20	16:19:25	01:21:48	14,669	16:25:46	06:21	54	06:54:26	14,669	14,478	2°		
Lead +0h00'05"															
3.	 ONDREJKOVA Katarina - SVK - 10318984 KUHALAN URKUB I-33 - 108IY02 (Total recovery time: 20:34 - Rank: 3°)	78	1 - 30	09:07:41	01:52:40	15,975	09:13:22	05:41	53	01:58:22	15,208	15,208	4°	09:53:21	
			2 - 25	11:44:51	01:51:28	13,456	11:51:33	06:42	56	03:56:33	12,693	13,952	3°	12:31:32	
			3 - 25	14:33:06	02:01:33	12,340	14:41:18	08:12	60	06:06:18	11,560	13,105	3°	15:31:17	
			4 - 20	17:07:49	01:36:31	12,433	17:16:34	08:45		07:42:50	12,433	12,964	3°		
Lead +0h48'29"															
	 VLADAROVA Alexandra - SVK - 10175097 KARMAH LE SOLEIL - 106CJ67	81	1 - 30	09:07:21	01:52:20	16,024	09:09:11	01:50	55	01:54:11	15,766	15,766	1°	09:49:10	
			2 - 25	11:31:11	01:42:00	14,706	11:32:42	01:31	58	03:37:42	14,490	15,159		FTQ-GA	
			3 - 25												
			4 - 20												

Masters Energy Cup

Final Results CEIYJ1* 10 JUNE 2023

Rank	Rider	N.	Phase	Arrival	Loop Time	Loop Speed	In Time	Rec.	H.R.	Ride Time	Phase Speed	Average Speed	Rk	Start or Elimination
------	-------	----	-------	---------	-----------	------------	---------	------	------	-----------	-------------	---------------	----	----------------------

Number of entry: 4

