

Masters Energy Cup

FINAL RESULT CEN 80 B 11 JUNE 2023



Jazdecký klub NAPOLI, s.r.o. Samorin (SVK)




Ground Jury: MIRATSKA Kristyna (CZE) (President), FUROY Jan Fredrik (NOR) (Technical Delegate), STRZELEC Katarzyna (POL) (Foreign Judge), JORDANOVA Maria (BUL), MAJERCIK Dusan (SVK), VIVARELLI Chiara (ITA) (Chief Steward), MOSCATELLI Rita (ITA) (Steward), AL NAIMI Jabor Shabeeb N R (QAT) (Steward), JANKOVIC Dusan (SVK) (Steward)

Veterinary Commission: PLEUGER Christina (GER) (President), DREKER Christian (GER) (Foreign Veterinary Delegate), HECOLD Mateusz (POL), PALLOS Andrea (HUN), MAZA Norbert (HUN), PATSCHOVA Maria (Treating Vet President), NAJMANOVA Monika (CZE) (Treating Vet)

Rank	Rider	N.	Phase Km	Arrival	Loop Time	Loop Speed	In Time	Rec.	H.R.	Ride Time	Phase Speed	Average Speed	Rk	Start or Elimination
1.	MAROSOVA Lucia - SVK - 05646	104	1 - 30	09:02:28	02:02:27	14,700	09:05:59	03:31	54	02:05:59	14,289	15,24	3°	09:45:58
	NIKA KAVKAZ - 11887		2 - 25	11:21:29	01:35:30	15,707	11:25:42	04:13	54	03:45:42	15,043	----	3°	12:05:41
	(Total recovery time: 07:44 - Rank: 3°)		3 - 25	13:42:39	01:36:57	15,472	13:49:52	07:13	53	05:22:40	15,472	----	1°	Lead ---
2.	MALIKOVA KLEINOVA Dominika - SVK - 03158	103	1 - 30	09:02:33	02:02:32	14,689	09:06:02	03:28	58	02:06:02	14,284	15,23	4°	09:46:01
	DAMASK KAVKAZ - 11886		2 - 25	11:21:36	01:35:33	15,696	11:25:43	04:07	64	03:45:43	15,047	----	4°	12:05:42
	(Total recovery time: 07:36 - Rank: 2°)		3 - 25	13:42:40	01:36:57	15,471	13:49:55	07:15	52	05:22:41	15,471	----	2°	Lead +0h00'01"
3.	HOFFMANN Mario - SVK - 04654	100	1 - 30	09:00:49	02:00:48	14,901	09:02:50	02:02	54	02:02:50	14,655	15,11	1°	09:42:49
	YAKIRA DE NAPOLI - 11821		2 - 25	11:21:19	01:38:29	15,231	11:24:19	03:00	54	03:44:19	14,782	----	1°	12:04:18
	(Total recovery time: 05:01 - Rank: 1°)		3 - 25	13:42:42	01:38:23	15,246	13:46:44	04:01	54	05:22:42	15,246	----	3°	Lead +0h00'03"
4.	MIHOK Margareta - HUN - 48526	102	1 - 30	09:00:55	02:00:54	14,889	09:06:23	05:29	54	02:06:23	14,243	15,29	5°	09:46:22
	SEMILLON DE NAPOLI - 11819		2 - 25	11:21:27	01:35:03	15,781	11:24:57	03:30	59	03:44:57	15,219	----	2°	12:04:56
	(Total recovery time: 08:59 - Rank: 4°)		3 - 25	13:42:47	01:37:50	15,331	13:48:30	05:43	53	05:22:47	15,331	----	4°	Lead +0h00'08"
	ONDREJKOVA Katarina - SVK - 08720	96	1 - 30	09:01:03	02:01:02	14,872	09:04:40	03:37	53	02:04:40	14,440	15,37	2°	09:44:39
	GAZAL V-12 - 10387		2 - 25	11:21:08	01:36:28	15,549	11:25:52	04:44	54	03:45:52	14,822	----	5°	12:05:51
			3 - 25	13:40:33	01:34:41	15,841	13:50:32	09:58	54	05:20:34	15,841	----		FTQ-GA

Masters Energy Cup

FINAL RESULT CEN 80 B 11 JUNE 2023

Rank	Rider	N.	Phase Km	Arrival	Loop Time	Loop Speed	In Time	Rec.	H.R.	Ride Time	Phase Speed	Average Speed	Rk	Start or Elimination
	MALA Miriam - SVK - 02860	99	1 - 30	09:00:52	02:00:51	14,894	09:06:27	05:35	57	02:06:27	14,237	15,38	6°	09:46:26
	NAVID DE NAPOLI - 11820		2 - 25	11:21:24	01:34:57	15,797	11:26:34	05:10	57	03:46:34	14,982	----	6°	12:06:33
			3 - 25	13:42:45	01:36:11	15.595	13:49:10	06:25	59	05:22:46	15.595	----		FTQ-GA
	STEFANOVA Tamara - SVK - 08222	98	1 - 30	09:09:18	02:09:17	13,923	09:16:02	06:44	61	02:16:02	13,233	13,14	7°	09:56:01
	MARRON AZZY - 11989		2 - 25	11:49:12	01:53:10	13,255	12:00:22	11:10	52	04:20:22	12,064	----	7°	12:40:21
			3 - 25	14:43:07	02:02:45	12.220	14:57:10	14:03	66	06:23:08	12.220	----		FTQ-GA
	SAKACOVA PIATROVA Petra - SVK - 05013	97	1 - 30	09:09:19	02:09:18	13,920	09:15:57	06:38	53	02:15:57	13,241			FTQ-MI
	SNEHULIENKA DV SAPIA - 11988		2 - 25									----		
			3 - 25									----		

Number of starters: 8